



TS656dne  
XS736de  
XS658dfe

# Easy. Smart. Fast.

Breakthrough touch screen advances your office productivity



TS656dne



XS736de




XS658dfe



# Why Lexmark?

Founded from an IBM heritage in Lexington, Kentucky, in 1991, Lexmark is one of the few American companies to own, develop and market inkjet, laser and color laser print technologies. Lexmark is poised to deliver on its promise to produce quality, dependable products well into the future.



We listen to our customers and **we deliver solutions.**  
Raise your expectations, because **we are raising the bar.**

# Customized Solutions

## e-Task interface

The Lexmark e-Task interface is the entry point to your Lexmark solutions-ready device. It's a customizable touch screen with capabilities for high-demand multitasking. The e-Task interface requires virtually no set-up or installation and can be easily integrated with your network.

Lexmark's workflow software enables your business to print less, move more information fast and manage documents more effectively.



Put high-demand **multi-tasking** at your fingertips with the Lexmark TS656dne solutions-ready device featuring a breakthrough **touch screen** interface, called e-Task. Instantly perform daily operations and unique commands like **Forms and Favorites or Eco-Settings** with efficiency and ease. And with the common interface, your business can easily expand and integrate an additional multifunction device – like the XS658dfe or XS736de – to satisfy specific needs for specific workgroups. Get on the fast track to **smart productivity** with Lexmark.

## embedded Solutions Framework (eSF)

Lexmark's eSF gives you control to accomplish a variety of tasks from the multifunction device, through an intuitive Java®-based platform. We offer a wide variety of embedded applications such as:



**Card Copy** - This innovative feature helps save paper and time by copying both sides of an insurance or ID card onto the front of a single sheet of paper.



**Forms on Demand** - Users choose and then print selected forms right from the touch screen.



**Customer Support Application** - An icon on the e-Task interface will link directly to your dealer's contact information for quick and easy service and supplies calls.



**Eco Copy** - This innovative feature helps save paper and toner, helping offices run more efficiently.



**Showroom Assistant** - This application displays a customizable slideshow on the touch screen.

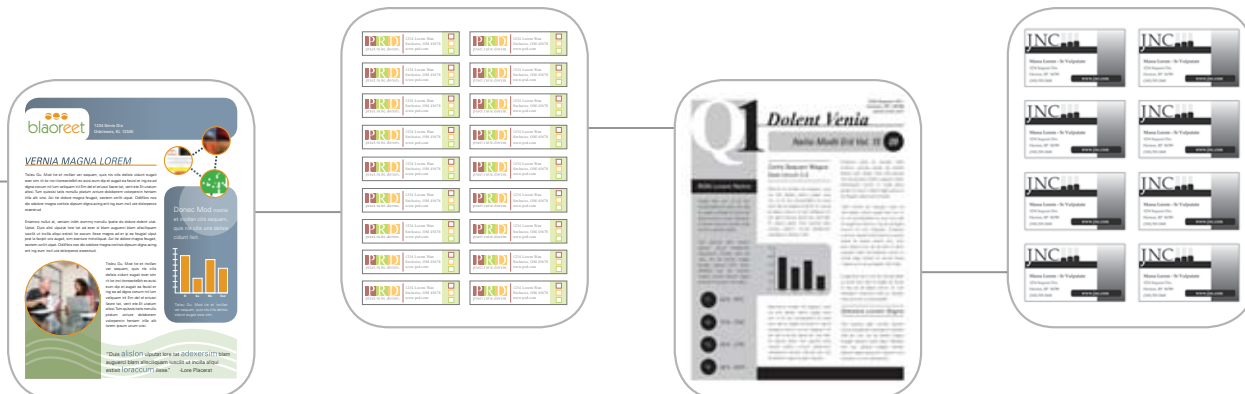


**Background and Idle Screen** - This feature enables a timed idle screen to appear and a custom background to be featured on the touch screen.






**Custom Prompts** - This application allows users to create up to six custom prompts. User input is stored on a network directory, allowing for easy integration into many electronic document management systems.

Java is a registered trademark of Sun Microsystems, Inc.



# Product Portfolio



Configurations	 TS656dne	 XS736de	 XS658dfe - with StapleSmart II™ Finisher
Speeds	<b>Black:</b> Print up to 55 ppm	<b>Black and Color:</b> Copy, Print, Scan up to 35 ppm	<b>Black:</b> Copy, Print, Scan up to 55 ppm
Paper Handling	<b>Paper Capacity:</b> Standard Input: 650 Standard Output: 550 Maximum Input: 4,300 Maximum Output: 2,950	<b>Paper Capacity:</b> Standard Input: 650 Standard Output: 250 Maximum Input: 3,200 (550 + 550 + 2,000 + 100 Bypass) Maximum Output: 250	<b>Paper Capacity:</b> Standard Input: 1,200 (550 + 550 + 100 Bypass) Standard Output: 1,050 Maximum Input: 2,300 (550 + 550 + 550 + 550 + 100 Bypass) Maximum Output: 1,050
	<b>Media Information:</b> <b>Types:</b> Plain Paper, Paper Labels, Card Stock, Transparencies, Envelopes, Dual Web Labels, Integrated Labels, Polyester Labels, Vinyl Labels <b>Size:</b> Letter, Legal, A4, A5, A6 Card, JIS B5, Executive, Folio, Statement, Universal (2.75 in. x 5 in. to 8.5 in. x 14 in.), Envelopes (7-3/4, 9, 10, DL, B5) <b>Weight:</b> Plain Paper: 16 to 47 lb. (60 to 176 g/m <sup>2</sup> ); Card Stock: Up to 110 lb. (199 g/m <sup>2</sup> )	<b>Media Information:</b> <b>Types:</b> Plain Paper, Paper Labels, Glossy Paper, Card Stock, Transparencies, Envelopes, Vinyl Labels <b>Size:</b> Letter, Legal, A4, A5, JIS B5, Executive, Folio, Statement, Universal (2.75 in. x 5 in. to 8.5 in. x 14 in.), Envelopes (7-3/4, 9, 10, DL, B5, C5) <b>Weight:</b> Plain Paper: 16 to 43 lb. (60 to 162.7 g/m <sup>2</sup> ); Card Stock: Up to 90 to 110 lb. (162.7 to 198.9 g/m <sup>2</sup> )	<b>Media Information:</b> <b>Types:</b> Plain Paper, Paper Labels, Card Stock, Transparencies, Envelopes, Vinyl Labels, Polyester Labels, Dual Web and Integrated Labels <b>Size:</b> Letter, Legal, A4, A5, JIS B5, Executive, Folio, Statement, Universal (2.75 in. x 5 in. to 8.5 in. x 14 in.), Envelopes (7-3/4, 9, 10, DL) <b>Weight:</b> Plain Paper: 16 to 36 lb. (60 to 135 g/m <sup>2</sup> ); Card Stock: Up to 90 Index (163 g/m <sup>2</sup> )
	<b>ADF Capacity:</b> N/A	<b>ADF Capacity:</b> Up to 50 Sheets	<b>ADF Capacity:</b> Up to 75 Sheets
Copy	N/A	<b>Touch Screen:</b> 7-in. Color, Customizable <b>Memory (Min/Max):</b> 512MB/1536MB <b>Time to First Copy Out:</b> As Fast as 14 Seconds <b>Copy Resolution:</b> Up to 600 x 600 dpi Black and Color <b>Copy Features:</b> Reduce/Enlarge (25-400%), Paper Saver (2-up and 4-up), Collation, Darkness Adjustment, Original Size to Output Size Selection, Copy Select 1-999, Date/Time Stamp, Message Overlay, Priority Copy (Job Interrupt), Copy Countdown	<b>Touch Screen:</b> 9-in. Color, Customizable <b>Memory:</b> 256MB/1280MB <b>Time to First Page:</b> As Fast as 7.5 seconds <b>Copy Resolution:</b> Up to 600 x 600 dpi <b>Copy Features:</b> Reduce/Enlarge (25-400%), Paper Saver (2-up and 4-up), Collation, Darkness Adjustment, Original Size to Output Size Selection, Copy Select 1-999, Date/Time Stamp, Single-pass Duplex, Message Overlay, Priority Copy (Job Interrupt), Copy Countdown
Print	<b>Touch Screen:</b> 7-in. Color, Customizable <b>Memory (Min/Max):</b> 256MB/1280MB <b>Time to First Page:</b> As Fast as 7.5 Seconds <b>Resolution:</b> 1200 x 1200 dpi; 2400 Image Quality 600 x 600 dpi; 1200 Image Quality <b>Processor:</b> 600 MHz <b>Hard Drive:</b> Standard <b>Connectivity (Standard):</b> Ethernet 10/1000BaseTX (Gigabit), USB 2.0 Specification Hi-Speed Certified (Type B), One Internal Card Slot, Front USB 2.0 Specification Hi-Speed Certified Port (Type A), Rear USB 2.0 Specification Hi-Speed Certified Port (Type A) <b>Connectivity (Optional):</b> Parallel, Serial, Wireless	<b>Time to First Page:</b> As Fast as 10 Seconds <b>Resolution:</b> 1200 x 1200 dpi; 4800 Color Quality <b>Processor:</b> 900 MHz <b>Hard Drive:</b> Optional <b>Connectivity (Standard):</b> Ethernet 10/100BaseTX (RJ-45), USB 2.0 Specification Hi-Speed Certified (Type B), PictBridge Certified Port, Front USB 2.0 Specification Hi-Speed Certified Port (Type A), Rear USB 2.0 Specification Hi-Speed Certified Port (Type A) <b>Connectivity (Optional):</b> Parallel, Serial, Wireless	<b>Resolution:</b> 2400 Image Quality <b>Processor:</b> 600 MHz <b>Hard Drive:</b> Standard <b>Connectivity (Standard):</b> Ethernet, High Speed USB-A, High Speed USB-B, USB Direct Interface <b>Connectivity (Optional):</b> Parallel, Serial, Wireless, Card Reader
Fax	N/A	<b>Resolution:</b> 200 x 100 dpi, 200 x 200 dpi, 300 x 300 dpi, 600 x 600 dpi <b>Fax Features:</b> Fax Redirect, Group Fax, Manual Fax, Fax from PC, Up to 512-Character Shortcuts, Fax Preservation, LDAP Look-up, Caller ID, Speed Dials, Block Junk Faxes, Broadcast, Fax Shortcuts, Fax Forwarding	
Scan	N/A	<b>Scan Features:</b> Resolution: Up to 600 x 600 dpi Black and Color <b>Scan Destinations:</b> USB Thumb Drive, E-mail, FTP, LDSS, Network or USB Connected Computer, Windows Network Folder <b>File Formats:</b> TIFF, MTIFF, JPG, PDF, XPS, Secure PDF <b>Duplex Scanner:</b> Available on XS736de	<b>Scan Features:</b> Resolution: Up to 600 x 600 dpi Black and Color <b>Scan Destinations:</b> USB Thumb Drive, E-mail, FTP, LDSS, Network or USB Connected Computer, Windows Network Folder <b>File Formats:</b> TIFF, MTIFF, JPG, PDF, XPS
Supplies Yield	<b>Toner Cartridges:</b> Ships with 10,000*-Page Starter Return Program Toner Cartridge; 25,000*-Page High Yield Toner Cartridge; 7,000*-Page Toner Cartridge; 36,000*-Page Extra High Yield Toner Cartridge *Average standard page yield value declared in accordance with ISO/IEC 19752.	<b>Toner Cartridges:</b> Ships with 6,000*-Page Color (CMY) Starter Return Program Toner Cartridges; 6,000*-Page Black Starter Return Program Toner Cartridge; 12,000*-Page Black Aftermarket High Yield Return Program Cartridge; 10,000*-Page Color (CMY) Aftermarket High Yield Return Program Cartridge *Average standard page yield value declared in accordance with ISO/IEC 19798.	<b>Toner Cartridges:</b> Ships with an 18,000*-Page Yield Print Cartridge; Aftermarket 36,000*-Page Extra High Yield Print Cartridge available. *Average standard page yield value declared in accordance with ISO/IEC 19752.
Recommended Monthly Volume	5,000 - 35,000 Pages per Month	3,000 - 10,000 Pages per Month	5,000 - 30,000 Pages per Month

Lexmark offers a wide range of printers and MFPs to fit your needs.

Mono Laser Printers: ES460dn, TS654n, TS656dne

Color Laser Printers: CS736dn

Mono MFPs: XS463de, XS650 Series, XS860 Series

Color MFPs: XS730 Series, XC940 Series

